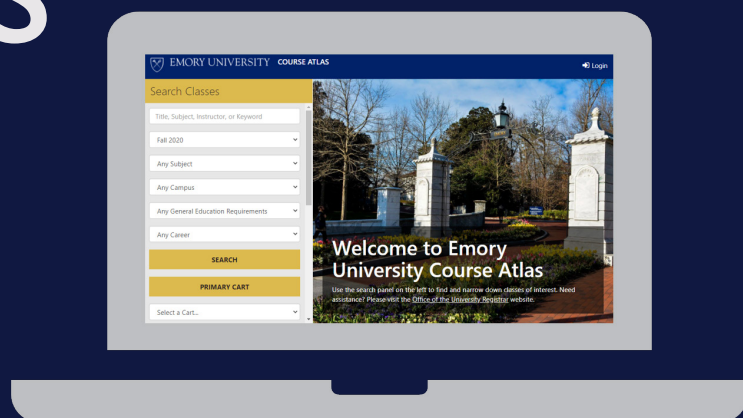


COURSE ATLAS CART: THE BASICS



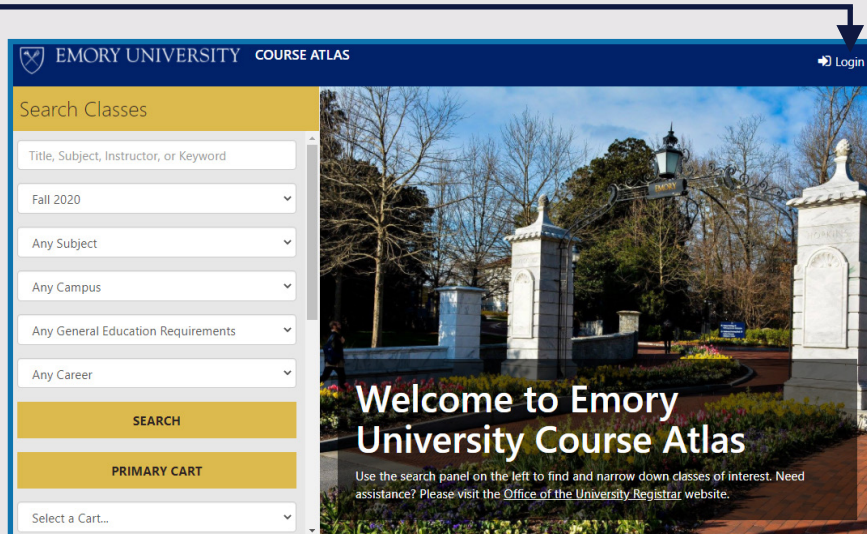
WHAT IS COURSE ATLAS CART?

Course Atlas is a great search engine for Emory's robust and diverse course offerings, but wouldn't it be even better if the Atlas also connected to OPUS in real-time to speed up the registration process?

Now it does! Start with the Atlas to search for courses, then add classes to your cart and push your schedule to OPUS from a single browser window!

STEP 1: LOGIN

Click the **Login button** in the top-right corner of the University Course Atlas to get started. You will be prompted to enter your EmoryID and password, and will have to confirm login using DUO.

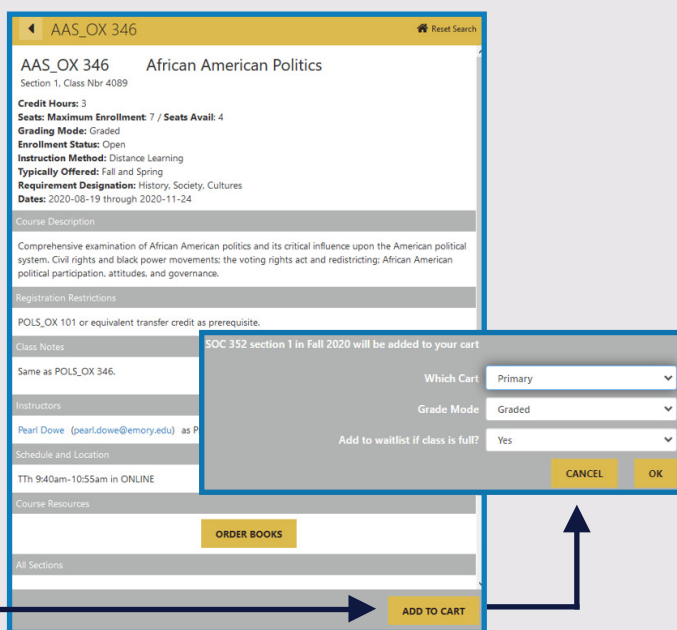


For a better Atlas experience...

The University Course Atlas works on all devices and in all browsers, but we do recommend Google Chrome or Firefox for an optimal Atlas Cart experience.

STEP 2: SEARCH & ADD TO CART

Look for the “_OX” designation for Oxford courses. When you find a course you like, click **Add to Cart** at the bottom of the course record and select your Cart and Waitlist preferences.



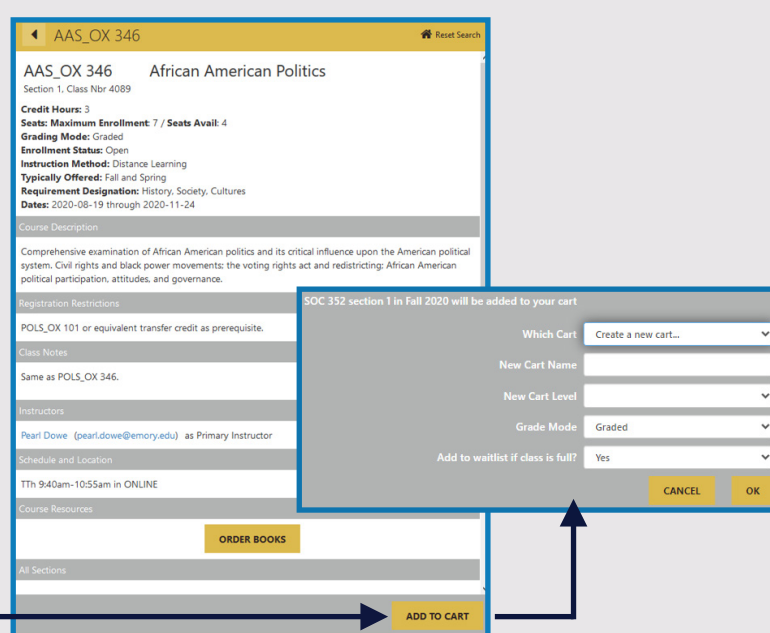
Check the calendar view!

From any of your carts, select the calendar icon (see yellow icon below) from the top navigation bar to see what your course load will be like for the week.



STEP 3: EXPLORE YOUR OPTIONS

You can create multiple carts to explore different course combinations or weekly schedules. Choose the **Create New Cart** option and give this alternative cart a distinct name.

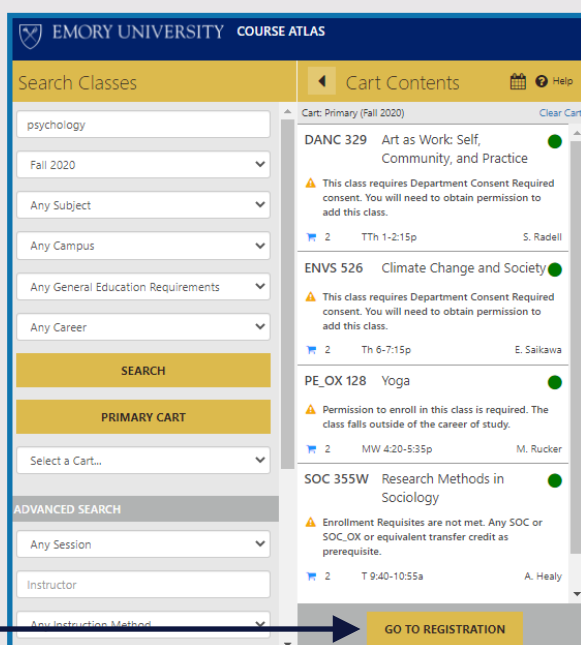


So You Found Your Ideal Schedule...

You will need to move all of your final selections to the Primary Cart before you can push to OPUS. To do this, select a course from a secondary cart and press ADD TO CART.

STEP 4: PUSH TO OPUS

Once you have your final selections in your Primary Cart, click the **Go to Registration** button to push your selections to OPUS and complete enrollment.



Registration Indicators

The dot in the top corner of a course tells you if the course is open, closed, or waitlisted. A yellow triangle means you may have to take extra steps before registering for a course.

WE'RE HERE TO HELP!

Helpful Course Atlas tips, tricks, and instructional guides can be found online at registrar.emory.edu/class-search.

You can also reach out to the Course Atlas team by email or phone any time you have questions.

courseatlashelp@emory.edu

404.727.6042



EMORY
UNIVERSITY

Office of the
University Registrar