2025/26 ANNUAL REPORT



Office of the University *Registrar*

EMORY

Message from the Associate *Vice Provost & University Registrar*

Dear Emory University Colleagues,

Over the past year, the Registrar's Office continued to adapt to the evolving needs of higher education through innovation, collaboration, and a student-centered approach. Our team worked diligently to enhance registration processes, improve data management practices, strengthen reporting capabilities, and support institutional initiatives that contribute to enrollment growth, retention, and degree completion. Through strategic partnerships across campus, we have streamlined services, expanded access to information, and leveraged technology to create more efficient and effective experiences for our constituents.

This annual report highlights the accomplishments, initiatives, and outcomes that defined our work during the year. It reflects our dedication to continuous improvement, accountability, and service excellence while demonstrating the critical role the Registrar's Office plays in supporting the University's strategic priorities. We are proud of the progress made and grateful for the collaboration of our campus partners as we continue to foster an environment that promotes academic achievement and institutional success.

As I transition from my role as Associate Vice Provost and University Registrar this year, I am pleased to introduce Juanita Womack as Emory's new Assistant Vice Provost and University Registrar. Juanita brings more than 20 years of registrar experience and will be an exceptional asset to the Office of the Registrar and to Emory University. Please join me in warmly welcoming Juanita to Emory.



JoAnn McKenzie
Associate Vice Provost and University Registrar



Table of *Contents*

4 OUR mission

5 Goals and Accomplishments 2025-26

8 Veterans Administration and Government Affairs

10 Academic Year Goals 2026-27

11 Office Organization and Core Services

12 Appendix (charts and graphs)

OUR *Mission*

THE OFFICE OF THE UNIVERSITY REGISTRAR AT EMORY UNIVERSITY HAS AS ITS FUNCTION THE CHARGE AND MISSION TO:

- Maintain the permanent academic records for all schools of the University including registration (initial and changes), processing grades, recording faculty actions taken, and degrees granted for all students past and present
- Complete and file all Federal and State reports requested relative to matriculated students
- Maintain and produce an academic schedule of classes and related examinations on a term-by-term basis
- Assign classroom space for courses from a given pool of rooms
- Provide, on request, service, and assistance to other administrative users of the Student Information System including assistance with data interpretation and understanding, query programming, and the scheduling and production of reports
- Act as a consultant to all Deans and Faculty committees relative to student records, registration, course offering, degree program auditing, etc.
- Certify, on behalf of the student and as appropriate, attendance, academic performance, and status to outside agencies (for the purpose of loans, discounts, professional examination, etc.)
- Provide an academic transcript service to all current and former students
- Process all degree and certificate applications, order diplomas, set up degree and rank lists, and in general assist the principals in graduation ceremonies
- Assist the Provost and Associate Vice Provost whenever and on whatever deemed necessary

"The Office of the University Registrar is *ready to meet the service needs of our users* at the level they would expect from any school of our size and stature."



OUR Strategic University *Projects*

OPUS SECURITY ENHANCEMENTS (REQUEST FORMS)

Efforts to enhance the OPUS Initial Access Request Form have been delayed by limitations in the workflow's ability to support concurrent approvals. The goal is for multiple data custodians—for example, the Office of the University Registrar and the Office of Financial Aid—to approve or deny their respective access requests simultaneously before the form advances.

Vendor support initially advised that this capability would be available in version 3.75. However, installing the update required first installing the previously skipped 3.70 version, resulting in significant technical troubleshooting from October through February. After installation, the new functionality did not perform as needed, requiring additional vendor consultation in late spring.

Progress also competed with other high-priority initiatives, including the Flywire payment gateway, replacement Housing and Dining software, and Financial Aid changes related to the One Big Beautiful Bill Act.

The team has regrouped and is now using OPUS row-level permission-list security to build the required approval process. This fall, the team will focus on development and testing with the goal of previewing the form with data custodians.



OUR Strategic University *Projects*

UNIFIED ACADEMIC CATALOG

On July 15, 2025, the Office of the University Registrar began the implementation of Emory's unified academic catalog (catalog.emory.edu), an institution-wide initiative to establish a centralized and sustainable catalog governance process and singular source document across the university's nine schools. Following a comprehensive evaluation of several catalog management vendors, Emory selected Coursedog® as the platform best suited to support the university's long-term academic catalog governance, workflow, and publication needs. The project began with a comprehensive inventory of all academic catalogs and handbooks, an assessment of each school's publication process, and identification of the staff responsible for catalog development. Working closely with academic leadership, we established project timelines and provided guidance on catalog content required by institutional accreditation standards, federal and state regulations, and internal university policies.

To support implementation, our team manually migrated existing catalog content into the new catalog management system, creating working copies that Emory schools could immediately begin reviewing and editing. The team developed and delivered live training for catalog authors and editors, published user guides and training resources, and established a dedicated support email to provide ongoing assistance throughout the publication process. Additionally, the team coordinated extensive testing of workflows and system integrations to ensure publication processes and data exchanges functioned as intended while resolving technical and procedural issues with individual users.

Despite changes in project personnel and the complexity of coordinating multiple academic units, the initiative remained on schedule through proactive project management, continuous communication, and close collaboration with stakeholders across the university.

The successful on-time publication of Emory's inaugural unified academic catalog on August 3, 2026, established a standardized governance framework that will improve operational efficiency, strengthen regulatory compliance, and provide consistency across academic publications.

Looking ahead, the Office of the University Registrar will continue to lead the evolution of the unified academic catalog by developing comprehensive policies and procedures governing catalog access, editing, review, approval, and publication. We will continue working with schools and administrative stakeholders to refine process and workflow opportunities identified during the initial implementation. As the catalog becomes the university's authoritative academic publication, we will also partner with campus units to identify and eliminate redundant or conflicting information maintained on other Emory websites and publicly available resources, ensuring students, faculty, and external audiences have access to a single, accurate, and consistently maintained source of academic information.

Unified Academic *Catalog Timeline*

Planning + Data Configuration + Process Configuration + Staging + Testing & Production

Phase	Objectives	
Planning **Jul 2025 – Sep 2025**	• Establish project roles, framework, meetings, benchmarks • Vendor (Coursedog®) software training (project leads)	• Establish foundational branding standards (font, logos, layout) • Survey of technical environment & current catalog production process
Data Configuration **Sep 2025 – Jan 2026**	• Establish data mapping and filtering framework • Create course and program data templates and demarcate non-needed data	• Data validation • Import user data to assign roles and permissions in vendor software
Process Configuration **Jan 2026 – Apr 2026**	• Survey schools and build templates for course, program, and custom page data • Walkthrough workflow processes from page creation to publication approval for training documentation and video creation • Create catalog production workflows	• Collect catalog requirement guidelines from primary authorizers • Configure search and navigation bars • Configure workflow notifications
Staging **Apr 2026 – Jul 2026**	• Manually add custom page data to applicable school catalogs • Train users on catalog authoring and editing • Follow-up feedback and additional training meetings with schools	• Establish helpdesk email queue in Salesforce® • Troubleshoot and remedy user, editing and data transfer issues
Testing & Production **July 2026 – Aug 2026**	• Oversee catalog software integration and cloning through Emory testing and production environments • Conduct manual editorial review of all school catalogs • Set up URLs at each school and Registrar homepage	• Troubleshoot data mapping, system backup, and other integration related issues • Facilitate compliance review with Provost's office • Complete final catalog health check • Publish live catalog (catalog.emory.edu)

Veterans Administration *& Government Affairs*

The Compliance and State Authorization (CSA) team supports the mission of the Office of the University Registrar (OUR) by ensuring compliance of all department processes with federal, state, accreditation, and internal requirements. The team serves as a resource to department and greater university leadership by assisting with the management of regulations, protection of student data, and mitigating institutional risk.

STATE AUTHORIZATION

Our office continues to oversee Emory's compliance with federal professional licensure disclosure requirements for programs leading to licensure, including Nursing, Medicine and Allied Health, Psychology, Law, Accounting, and other regulated professions. During the past year, we coordinated with academic programs to review changes in state licensing requirements, updated state-by-state licensure determinations as regulations evolved and ensured that required disclosures remained accurate for prospective and enrolled students.

We also maintained and enhanced the university's centralized **Professional Licensure Disclosure website**, providing students with a single, reliable source for state authorization and licensure eligibility information. Through ongoing monitoring of state regulatory changes and collaboration with program leadership, our office helped ensure Emory remained compliant while reducing administrative burden on individual schools and supporting informed student decision-making.



Veterans Affairs
Education Benefits

DEPARTMENT OF VETERANS AFFAIRS

Our office continued to serve as Emory's central point of contact for the administration of VA education benefits, providing guidance to students, faculty, and administrators while ensuring compliance with federal and state approval requirements. During the past year, we successfully navigated the transition to a new federal administration, closely monitoring changes in Department of Veterans Affairs guidance and maintaining continuity of services despite evolving policies and operational procedures. Through regular communication with VA officials, School Certifying Official (SCO) training, and proactive monitoring of policy updates, we ensured uninterrupted support for our military-affiliated students while keeping institutional practices aligned with current requirements.

Several significant VA education benefit updates required ongoing review and implementation during 2025. Our office evaluated the impact of the expanded GI Bill eligibility resulting from the Rudisill Supreme Court decision, which allows many veterans with multiple qualifying periods of service to receive up to 48 months of education benefits rather than the previous 36-month limit. We also reviewed revisions to the VA's 85/15 compliance requirements affecting certain educational programs, monitored implementation of provisions within the Elizabeth Dole 21st Century Veterans Healthcare and Benefits Improvement Act, and coordinated with university stakeholders to ensure institutional policies and student advising reflected these changes.

STUDENTS RECIEVING VA BENEFITS FALL 2021 - FALL 2025

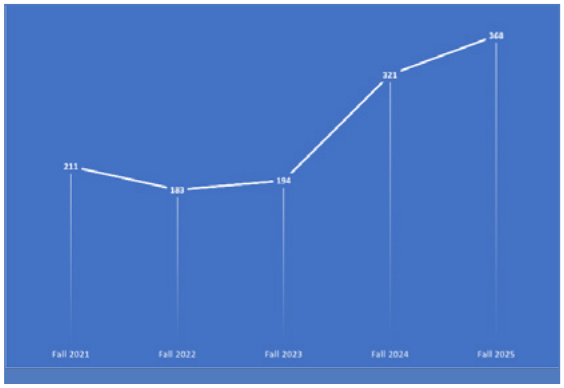

RECIPIENTS BY CAREER LEVEL FALL 2025

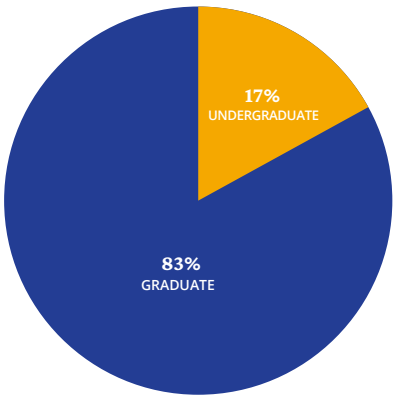

RECIPIENTS BY SCHOOL FALL 2025

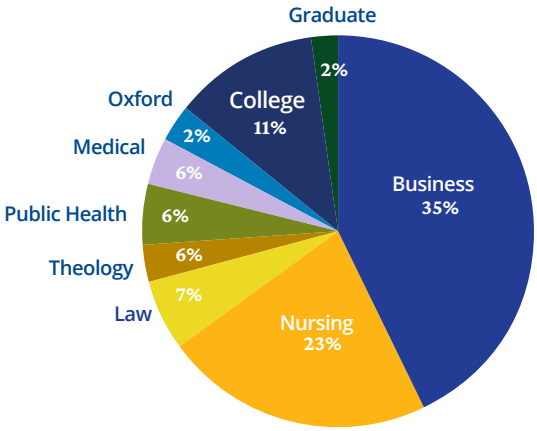

2026/27 Academic Year *Goals*

The Office of the University Registrar (OUR) works cooperatively with other entities at the university to use innovative technological solutions to ensure academic policy compliance standards and safeguard student data. The OUR researches and considers potential consequences to determine each new project's viability. System maintenance enhancements are the largest group of projects that the OUR manages and supports and are required to sustain scheduled updates or modifications. Projects surrounding the implementation of new functionality are an additional responsibility of the OUR that is vital to ensuring that the university's services continue to expand and meet all its stakeholders' needs. Currently, the Office of the University Registrar (OUR) is overseeing several projects; the top three projects are:

- Class Roster Certifications
- Add/Drop/Swap Deadline Enforcement
- ERP





Office Organization *& Core Services*

Emory University - Office of the University Registrar (10/01/2026)

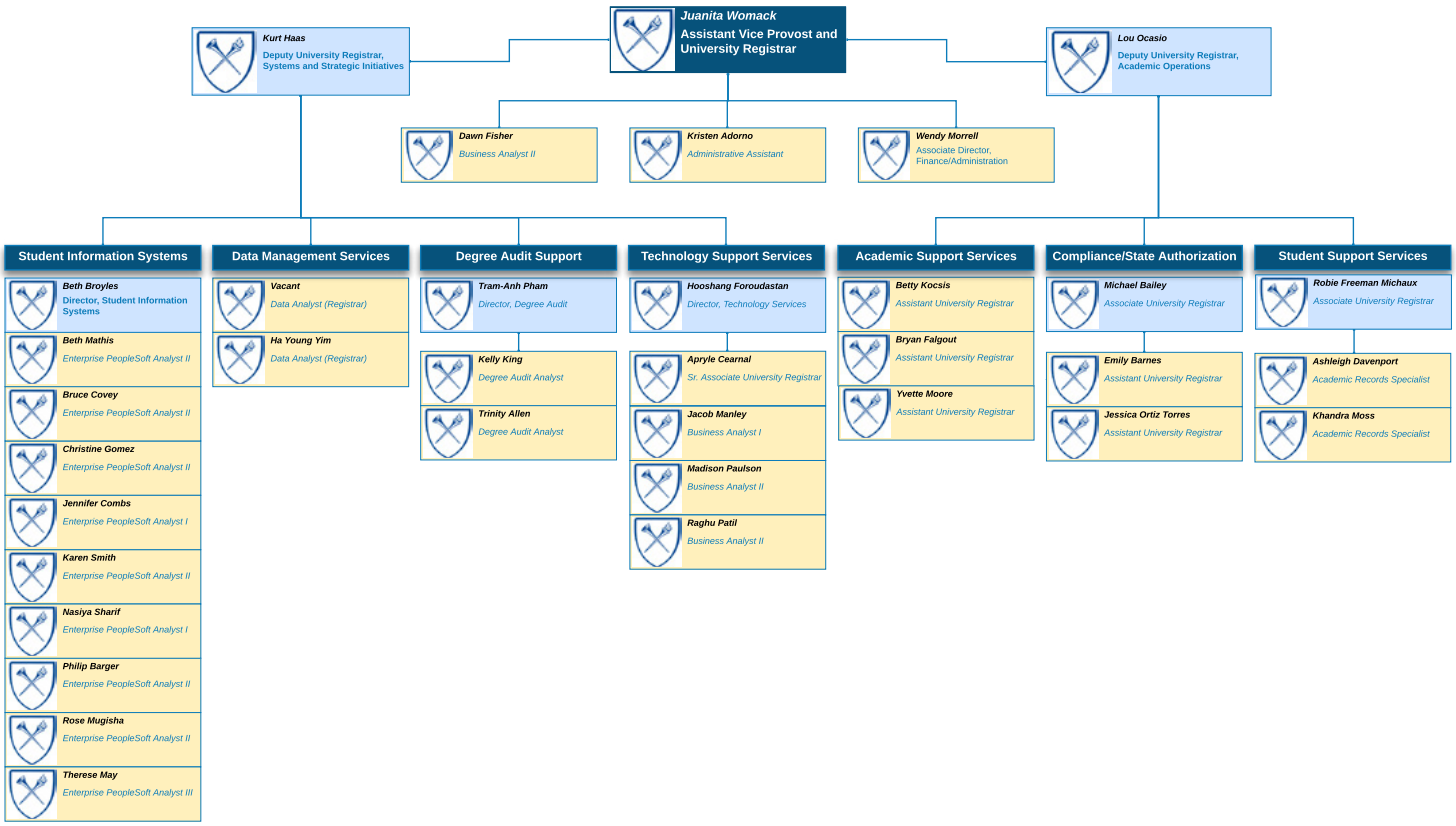

Appendix

By the *Numbers*

By The Numbers	2021-22	2022-23		2023-24		2024-25		2025-26		
	Value	Value	Change	Value	Change	Value	Change	Value	Change	Overall
Data Requests	403	398	-1%	318	-20%	239	-25%	210	-12%	-48%
Verifications Issued	24,909	20,630	-17%	16,583	-20%	13,917	-16%	14,121	1%	-43%
Transcripts Issued	26,801	25,742	-4%	24,448	-5%	26,217	7%	26,201	0%	-2%
Grades Processed	174,221	174,308	0%	179,407	3%	181,742	1%	182,126	0%	5%
Room Reservations	3,361	3,337	-1%	3,960	19%	3,852	-3%	3,911	2%	16%
One-Time-Event Schedule	4,278	3,384	-21%	4,132	22%	4,403	7%	4,311	-2%	1%
Classes Scheduled	12,136	12,619	4%	13,104	4%	12,986	-1%	13,077	1%	8%
Course Curriculum Additions/Changes	2,409	3,823	59%	3,021	-21%	3,637	20%	4,205	16%	75%
Degrees Awarded	5,071	5,428	7%	5,188	-4%	5,570	7%	5,306	-5%	5%
Cross Registration: Incoming (enrolled)	82	73	-11%	66	-10%	73	11%	50	-32%	-39%
Cross Registration: Outgoing (enrolled)	63	52	-17%	38	-27%	39	3%	33	-15%	-48%

Enrollment *Breakdowns*

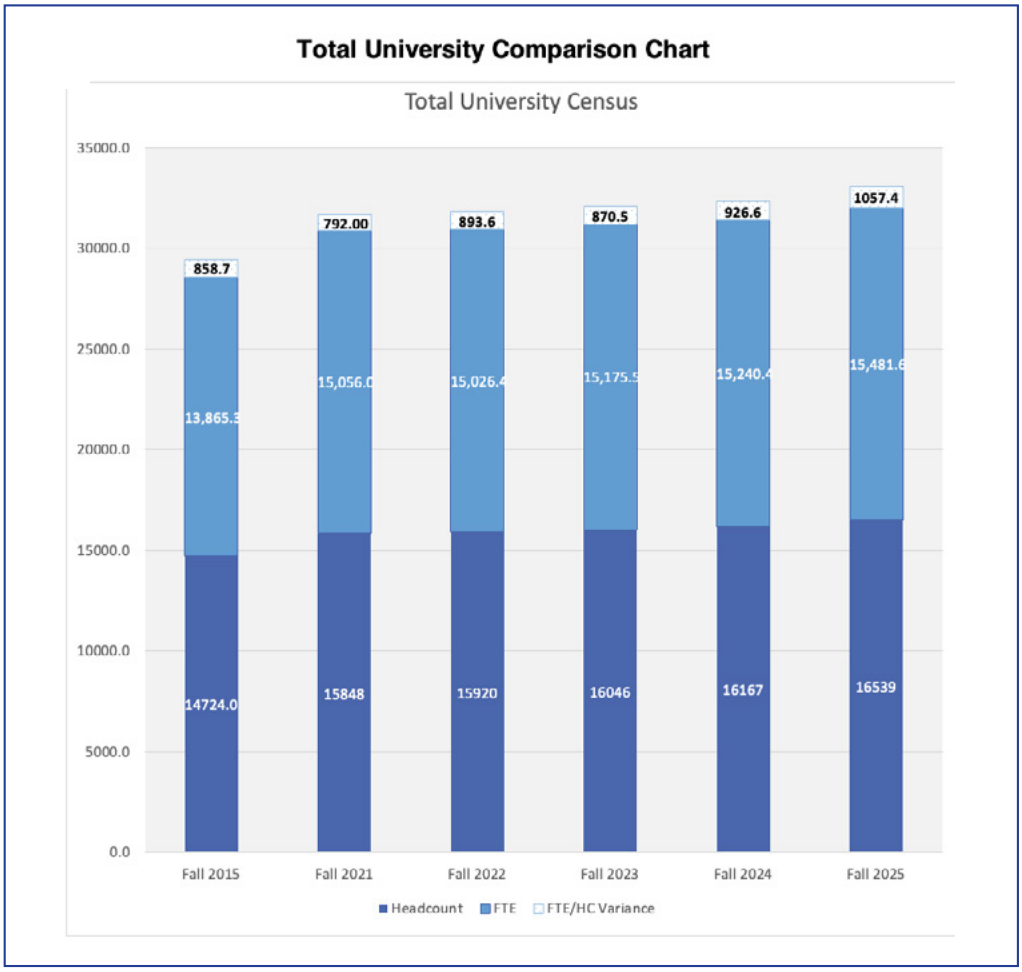

This chart represents fall enrollment for the period Fall 2021 – Fall 2025. Fall 2015 is provided as a point of reference, to allow for both a ten and five-year overall comparison.

Enrollment *Breakdowns*

Opening Fall Full-time Equivalent Comparison by School

2015 compared with 2021 - 2025

	Fall 2015	Fall 2021		Fall 2022		Fall 2023		Fall 2024		Fall 2025		
	FTE	FTE	Change from 2015	FTE	Change from 2021	FTE	Change from 2022	FTE	Change from 2023	FTE	Change from 2024	Overall Change 2015 to 2025
Allied Health	527.4	485.2	-8%	495.2	2%	492.0	-1%	530.9	8%	553.5	4%	5%
Business	1,594.2	1,633.2	2%	1,782.4	9%	2,054.9	15%	2,228.1	8%	2,314.2	4%	45%
College	5,587.5	5,862.9	5%	5,753.4	-2%	5,693.1	-1%	5,530.7	-3%	5,346.3	-3%	-4%
Graduate	1,643.4	1,734.8	6%	1,765.4	2%	1,817.1	3%	1,886.1	4%	1,909.8	1%	16%
Law	989.1	898.2	-9%	884.0	-2%	861.5	-3%	820.4	-5%	969.8	18%	-2%
Medical	588.2	612.1	4%	622.7	2%	640.8	3%	646.3	1%	663.5	3%	13%
Public Health	1,068.3	1,242.1	16%	1,143.0	-8%	1,007.0	-12%	940.0	-7%	888.6	-5%	-17%
Nursing	504.1	1,118.9	122%	1,169.9	5%	1,271.6	9%	1,346.2	6%	1,408.0	5%	179%
Theology	428.3	402.3	-6%	361.4	-10%	364.5	1%	342.4	-6%	406.9	19%	-5%
Oxford	934.8	1,066.3	14%	1,049.0	-2%	973.0	-7%	969.3	0%	1,021.0	5%	9%
TOTAL	13,865.3	15,056.0	8.59%	15,026.4	-0.20%	15,175.5	0.99%	15,240.4	0.43%	15,481.6	1.58%	11.66%

HC - Headcount enrollment

FTE - Full-time equivalent enrollment

Opening Fall Enrollment Comparison by Headcount

2015 compared with 2021 - 2025

	Fall 2015	Fall 2021		Fall 2022		Fall 2023		Fall 2024		Fall 2025		
	HC	HC	Change from 2015	HC	Change from 2021	HC	Change from 2022	HC	Change from 2023	HC	Change from 2024	Overall Change 2015 to 2025
Allied Health	592	501	-15%	497	-1%	493.0	-1%	528.0	7%	554.0	5%	-6%
Business	1,666	1,731	4%	1,884	9%	2,159.0	15%	2,328.0	8%	2,411.0	4%	40%
College	5,631	5,901	5%	5,783	-2%	5,730.0	-1%	5,567.0	-3%	5,380.0	-3%	-1%
Graduate	1,839	1,931	5%	1,966	2%	2,022.0	3%	2,094.0	4%	2,124.0	1%	14%
Law	1,016	922	-9%	909	-1%	885.0	-3%	842.0	-5%	989.0	17%	-3%
Medical	857	818	-5%	928	13%	950.0	2%	1,033.0	9%	1,135.0	10%	32%
Public Health	1,188	1,321	11%	1,229	-7%	1,068.0	-13%	976.0	-9%	946.0	-3%	-18%
Nursing	526	1,182	125%	1,253	6%	1,341.0	7%	1,406.0	5%	1,470.0	5%	167%
Theology	473	474	0%	422	-11%	425.0	1%	423.0	0%	509.0	20%	8%
Oxford	936	1,067	14%	1,049	-2%	973.0	-7%	970.0	0%	1,021.0	5%	4%
TOTAL	14,724	15,848	7.63%	15,920	0.45%	16,046	0.79%	16,167.0	0.75%	16,539.0	2.30%	12.30%

HC - Headcount enrollment

FTE - Full-time equivalent enrollment

The above tables provide breakdowns of enrollment by individual school, in both FTE (upper table) and headcount. The percentages shown in the change columns indicate the percent change in enrollment volume as compared to the previous year, while the overall percentages indicate changes over the last ten years.

Enrollment *Breakdowns*

Total Credit Hours Taught by Career

	Fall 2015	Fall 2021		Fall 2022		Fall 2023		Fall 2024		Fall 2025		
	Hours	CH	Change from 2015	CH	Change from 2021	CH	Change from 2022	CH	Change from 2023	CH	Change from 2024	Overall Change 2015 to 2025
Allied Health	8,333	7,882	-5%	8,115	3%	7,942	-2%	8,443	6%	8,801	4%	6%
Business	24,547	25,722	5%	27,944	9%	32,834	18%	35,317	8%	36,806	4%	50%
College	90,039	94,922	5%	92,406	-3%	91,622	-1%	89,439	-2%	86,718	-3%	-4%
Graduate	17,890	18,541	4%	19,113	3%	19,612	3%	20,510	5%	20,530	0%	15%
Law	14,400	13,012	-10%	12,762	-2%	12,602	-1%	11,965	-5%	14,356	20%	0%
Medical	11,456	12,303	7%	13,979	14%	13,875	-1%	14,074	1%	14,357	2%	25%
Public Health	13,272	16,470	24%	15,094	-8%	13,229	-12%	12,434	-6%	11,800	-5%	-11%
Nursing	7,057	14,972	112%	15,758	5%	17,444	11%	18,856	8%	19,329	3%	174%
Theology	5,663	5,037	-11%	4,639	-8%	4,592	-1%	4,081	-11%	4,688	15%	-17%
Oxford	16,041	17,541	9%	17,603	0%	16,104	-9%	16,211	1%	16,903	4%	5%
TOTAL	208,698	226,402	8.48%	227,412	0.45%	229,855	1.07%	231,329	0.64%	234,287	1.28%	12%

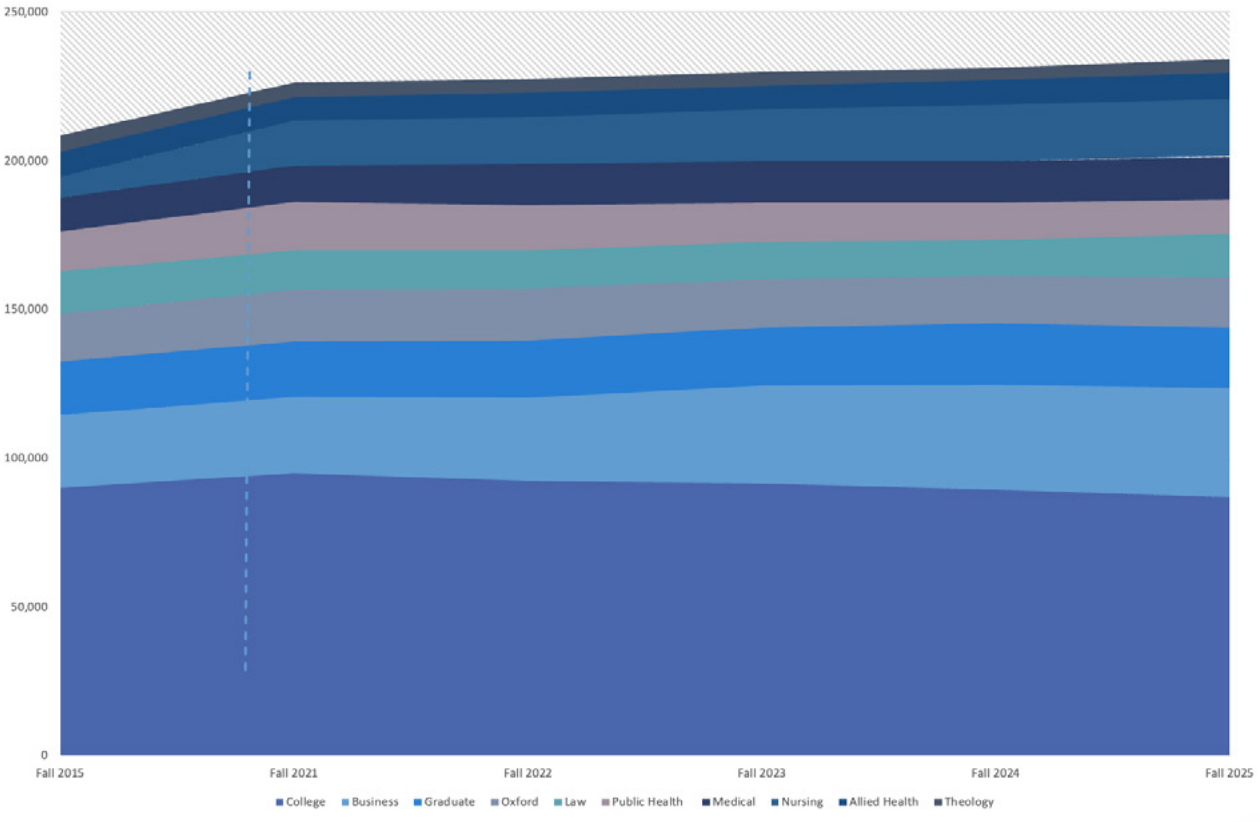

The table above shows total credit hour enrollment by school for the period Fall 2021 – Fall 2025.
Fall 2015 is provided as a point of reference, to allow for both a ten and five-year overall comparison.
The area chart is meant to illustrate the change in volume over this period.

Enrollment *Breakdowns*

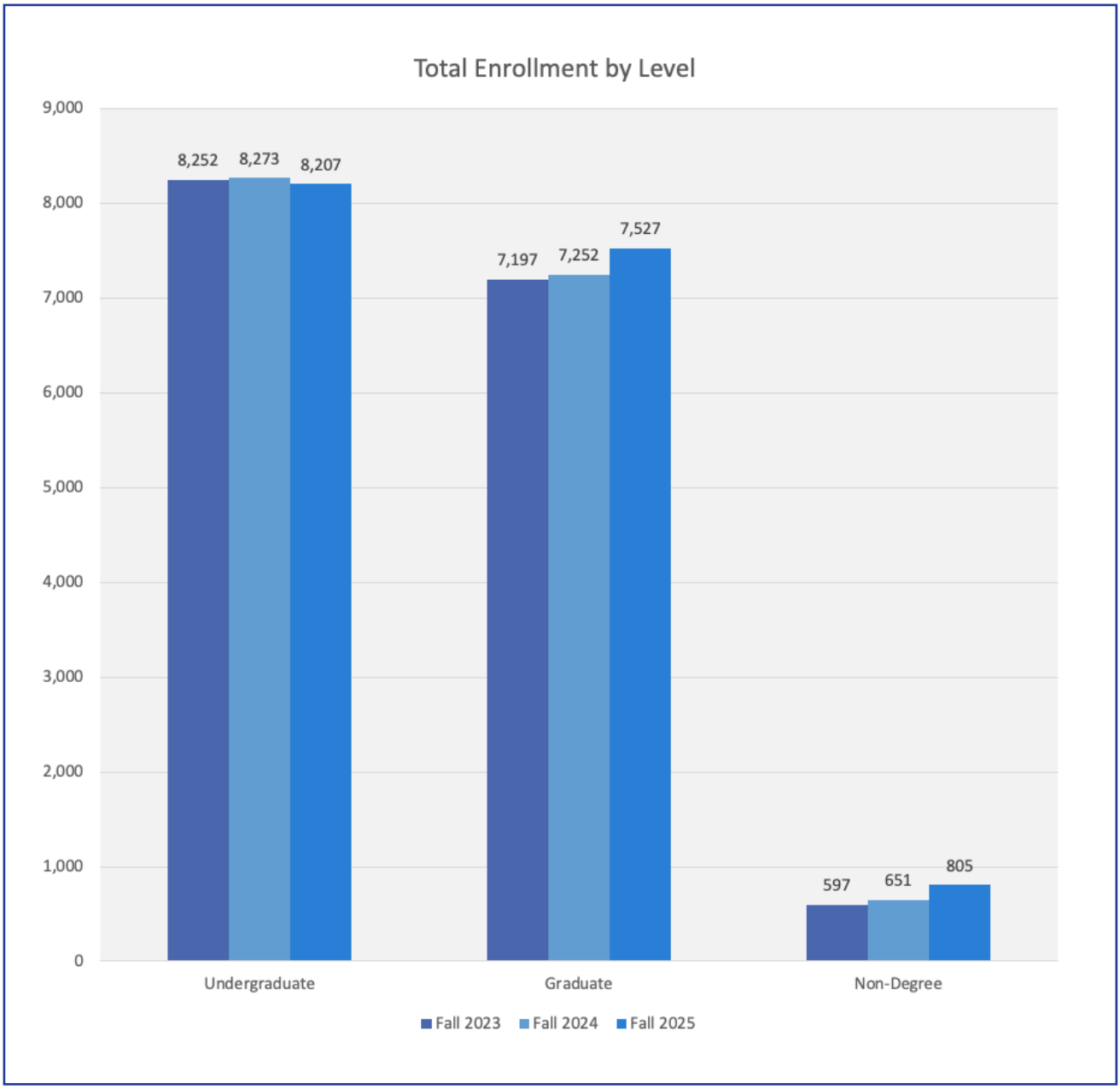

The chart above is provided to illustrate total enrollment headcount for the entire university, broken down by undergraduate, graduate, and non-degree levels. The experience period captured for this visualization is Fall 2023 – Fall 2025.

Enrollment *Breakdowns*

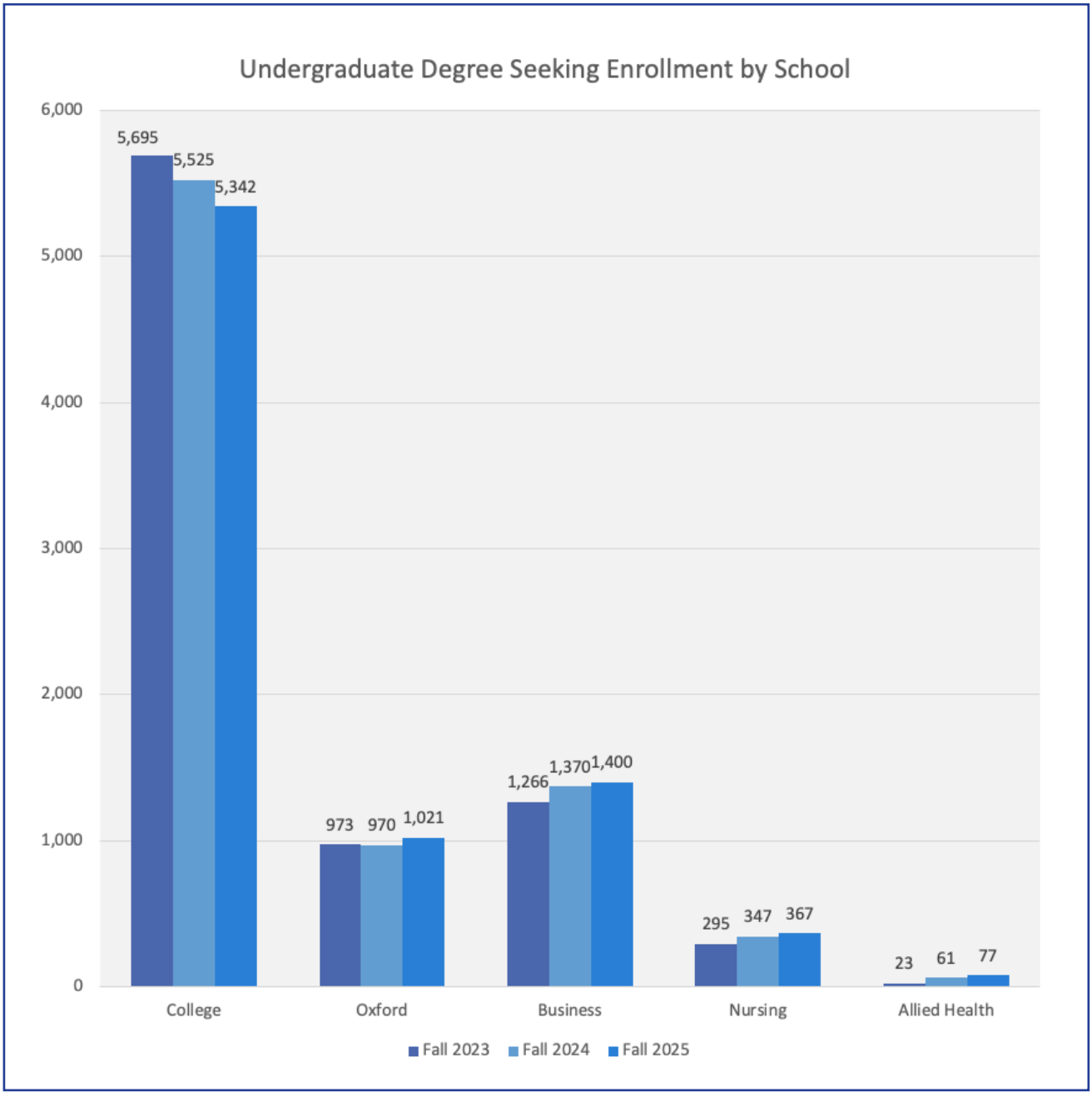

The chart above takes the aggregate undergraduate enrollment counts, shown in the Total Enrollment by Level chart, and further breaks those down by school.

Enrollment *Breakdowns*

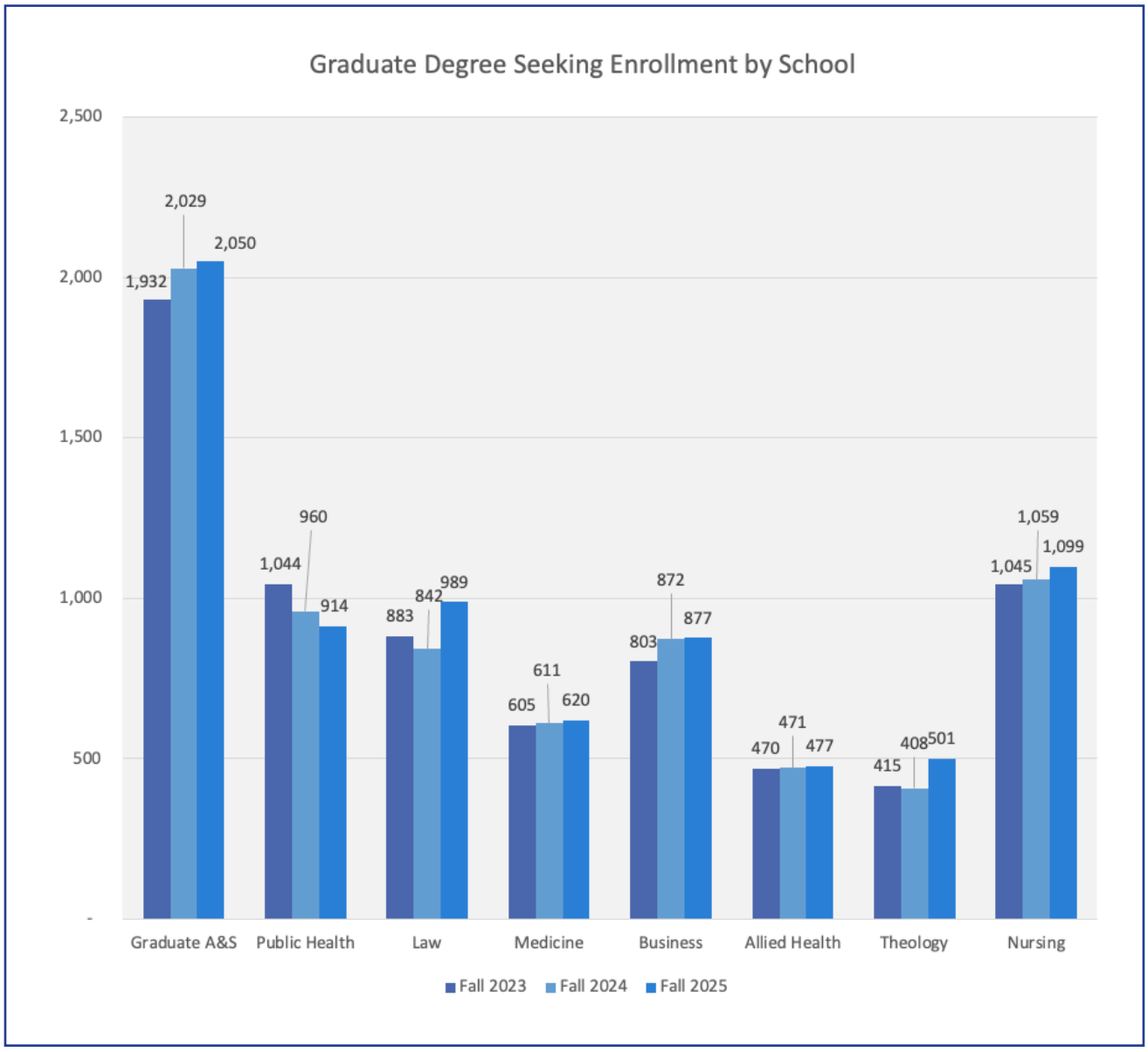

The chart above takes the aggregate graduate enrollment counts, shown in the Total Enrollment by Level chart, and further breaks those down by school.

Enrollment *Breakdowns*

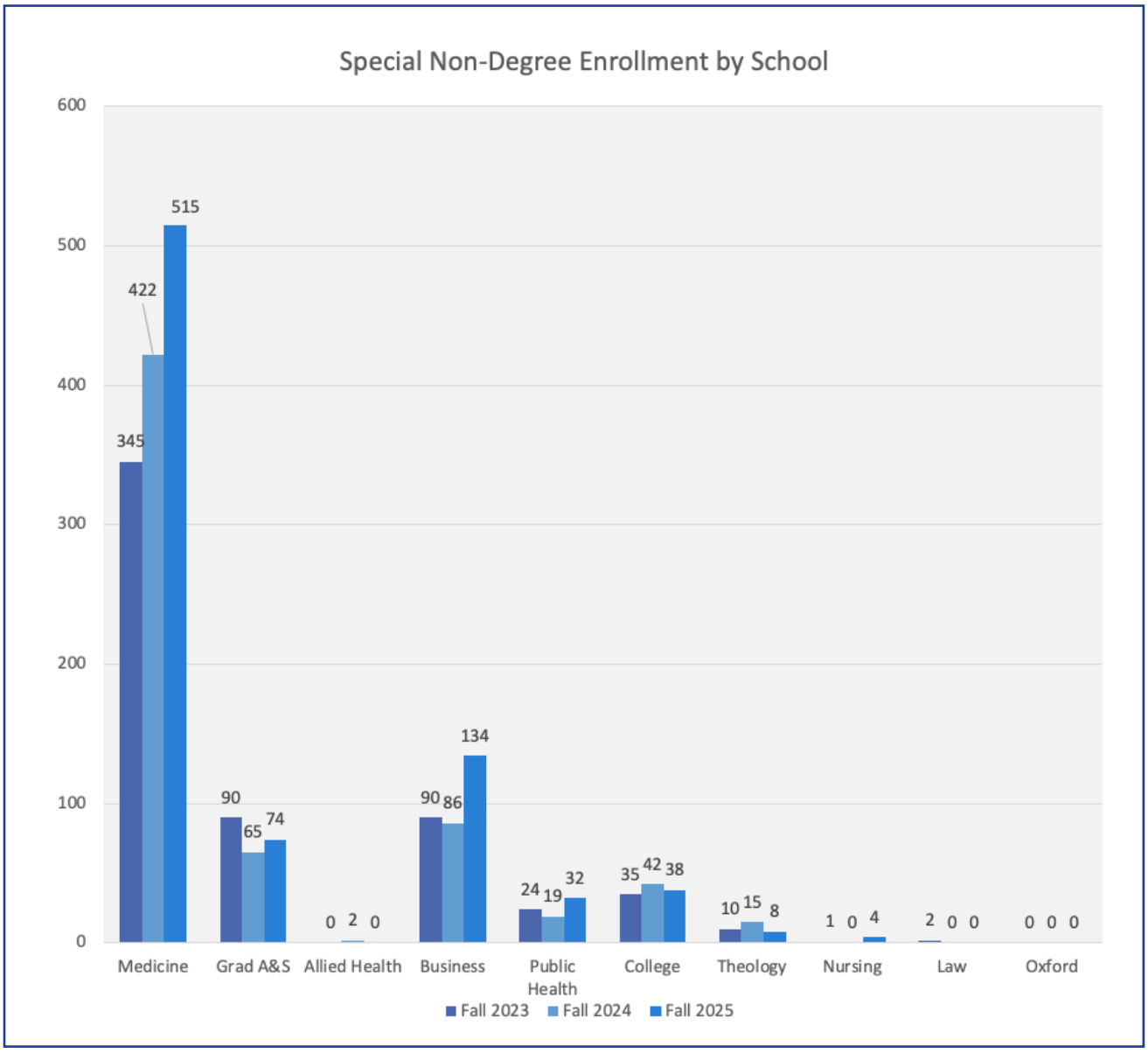

The chart above takes the non-degree aggregate counts, shown in the Total Enrollment by Level chart, and further breaks those down by school.

Enrollment *Breakdowns*

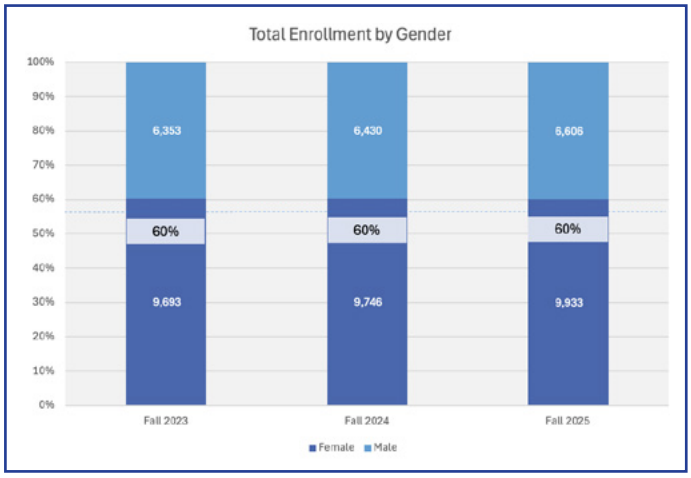

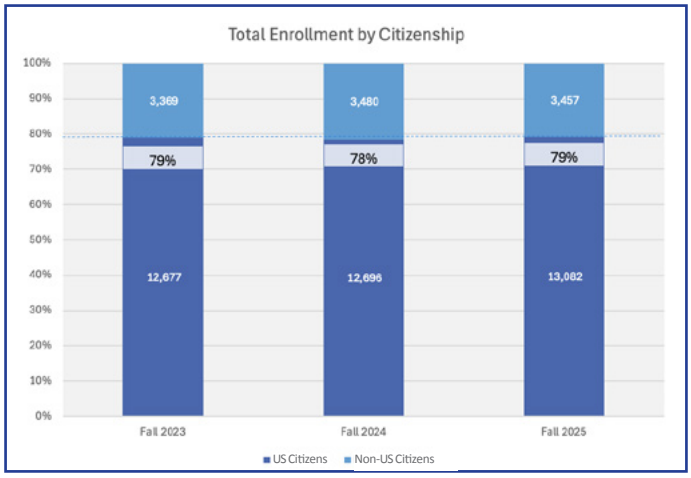

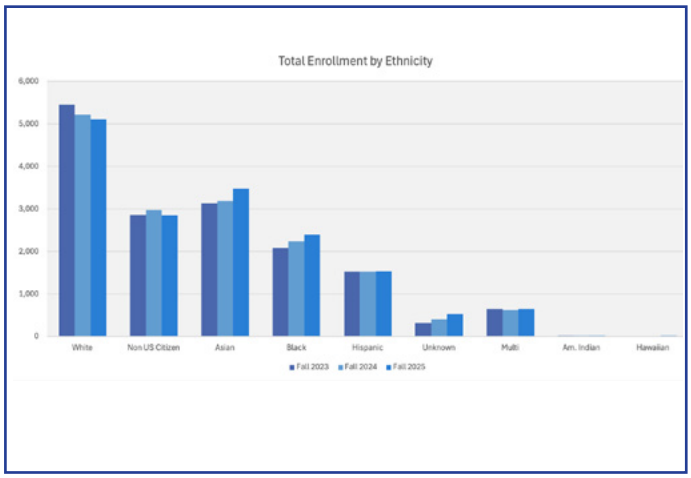

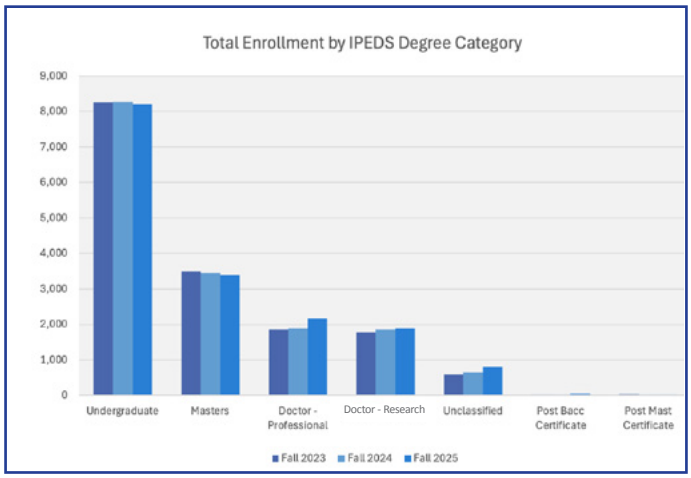

The charts above displays the gender, citizenship, full-time/part-time load, ethnicity, and IPEDS category breakdowns of total university enrollment for the experience period Fall 2023 – Fall 2025.

Retention Rates – *Emory College* Only

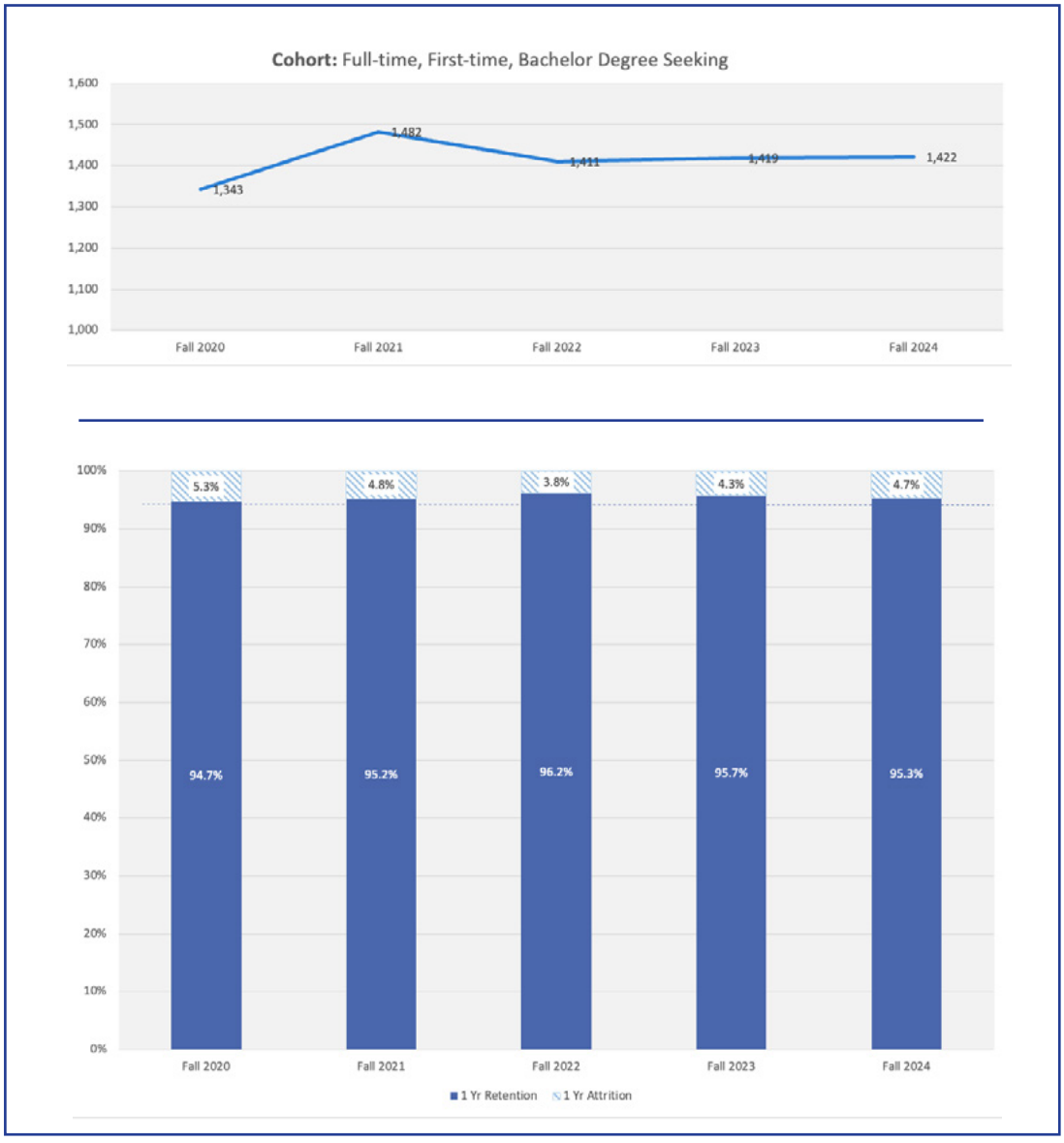

The line graph shown in the uppermost chart presents first-year, full-time, degree-seeking enrollment by year for the period Fall 2020 – Fall 2024. The lower chart reflects 1-year retention and attrition, and the bars are labeled by corresponding cohort. The blue portion of these bars represent the percent of the cohort that persisted beyond their first year of enrollment, while the smaller striped segment of the bars reflects the percentage of students that discontinued or otherwise moved on by attrition.

Graduation Rates – *Emory College* Only

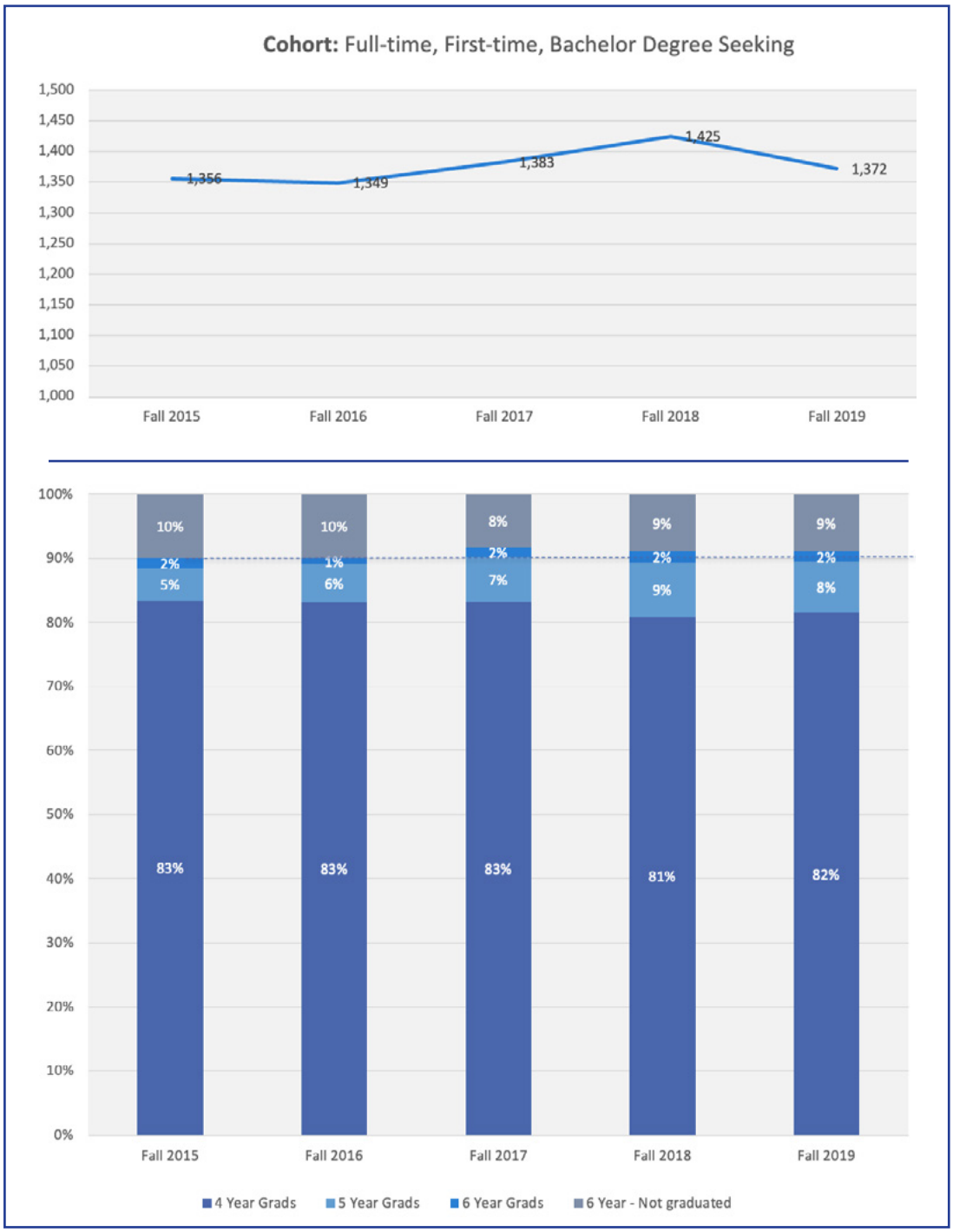

To show four, five, and six-year completion rates for Emory College, we have adjusted the scope of the above charts to present the experience for those cohorts entering Fall 2015 – Fall 2019. Like the previous page, the uppermost table presents first-year, full-time, degree seeking enrollments by incoming cohort. The lower chart reflects four to six-year completion rates in varying shades of blue, as shown in the provided legend. The striped portion of each bar represents the percentage of the cohort that did not complete their course of study within six years of initial enrollment.

Degrees *Granted*

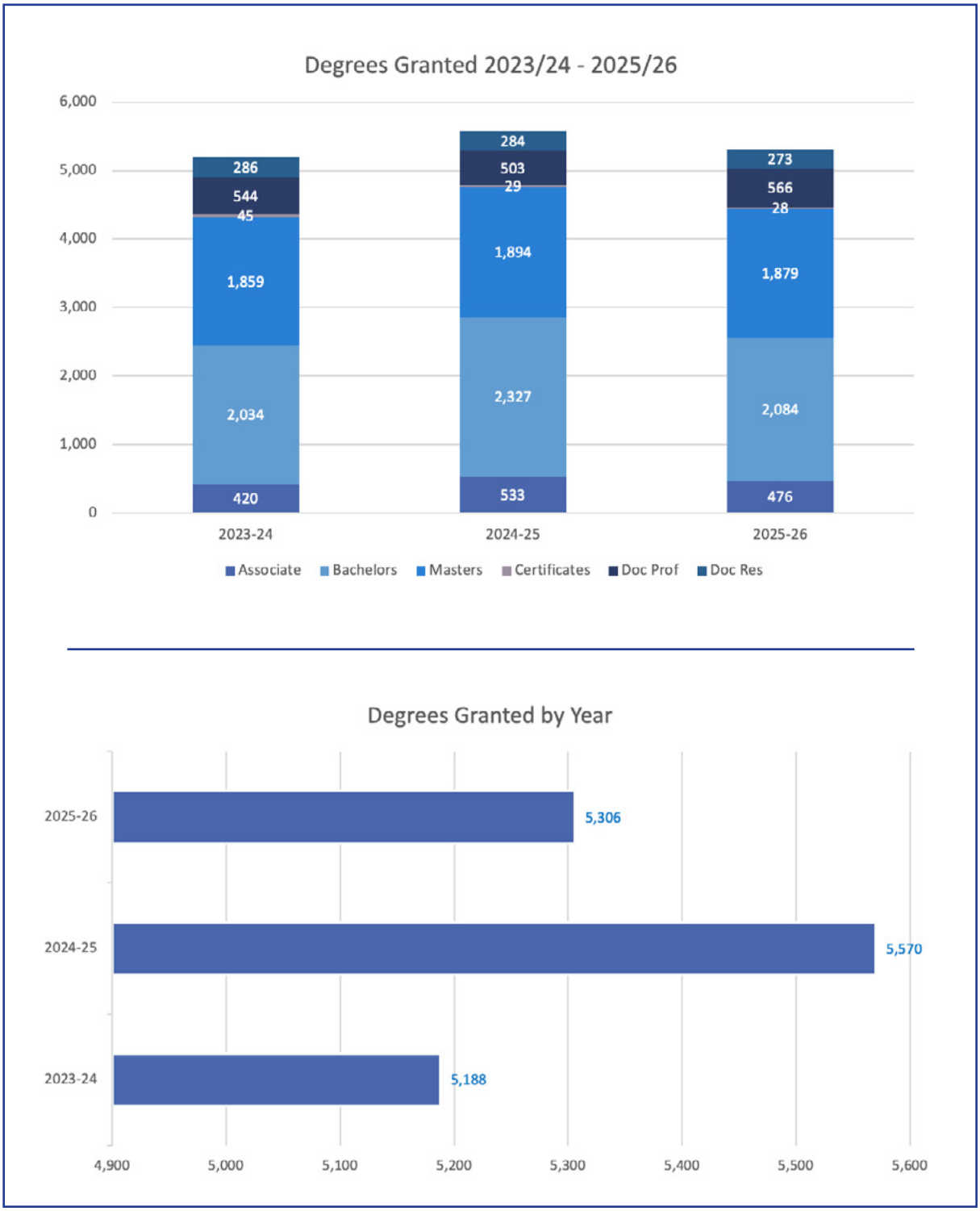

The charts above illustrate the degrees granted by award level.

Transcripts *Processed*

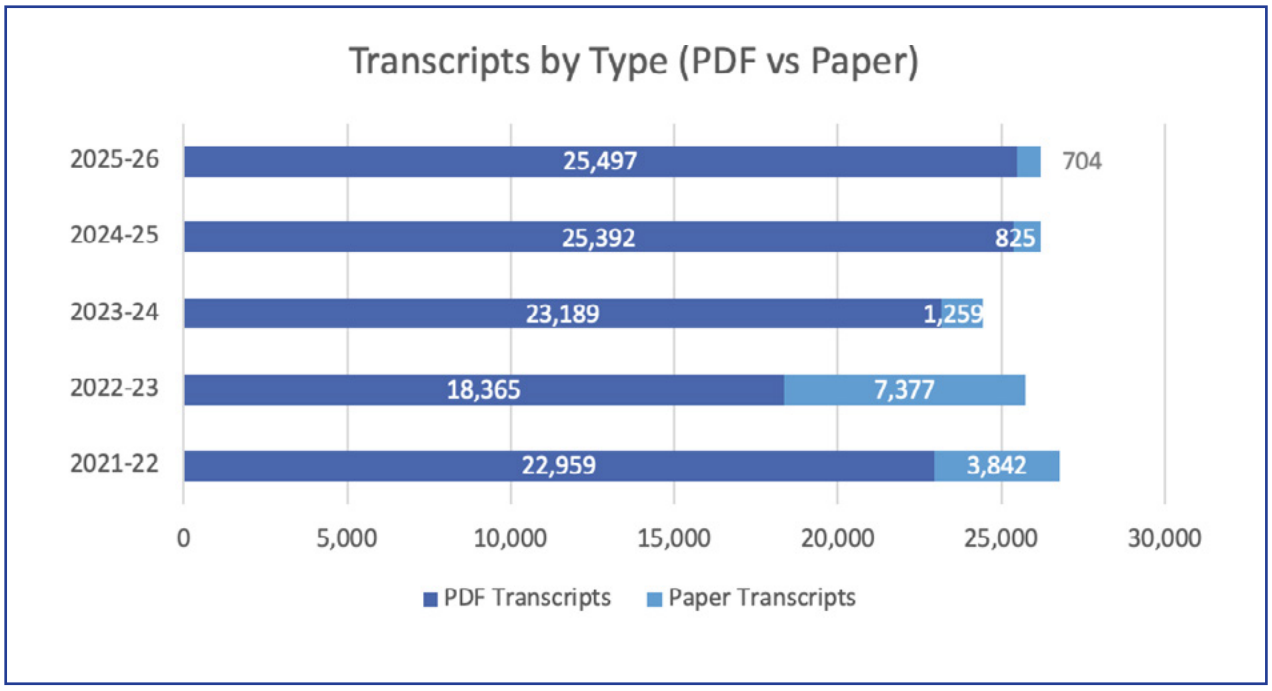

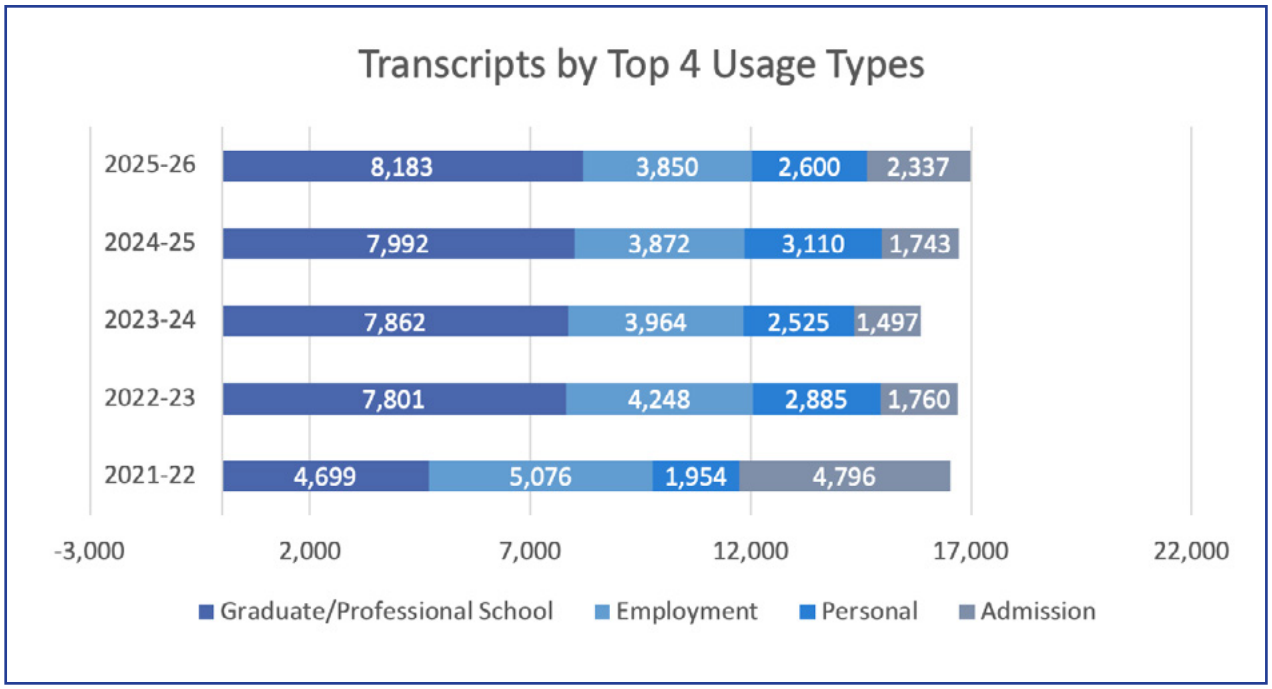

The charts above displays the breakdown of total transcript request type (PDF vs. Paper) and by top four requester-reported usage type for the experience period 2021-22 through 2025-26.

Enrollment/Degree Verifications *Processed*

The charts below show the distribution of enrollment and degree verifications based on request source and staff involvement. The upward trend in NSC transaction indicate our increased optimization of verification services offered via the National Student Clearinghouse.

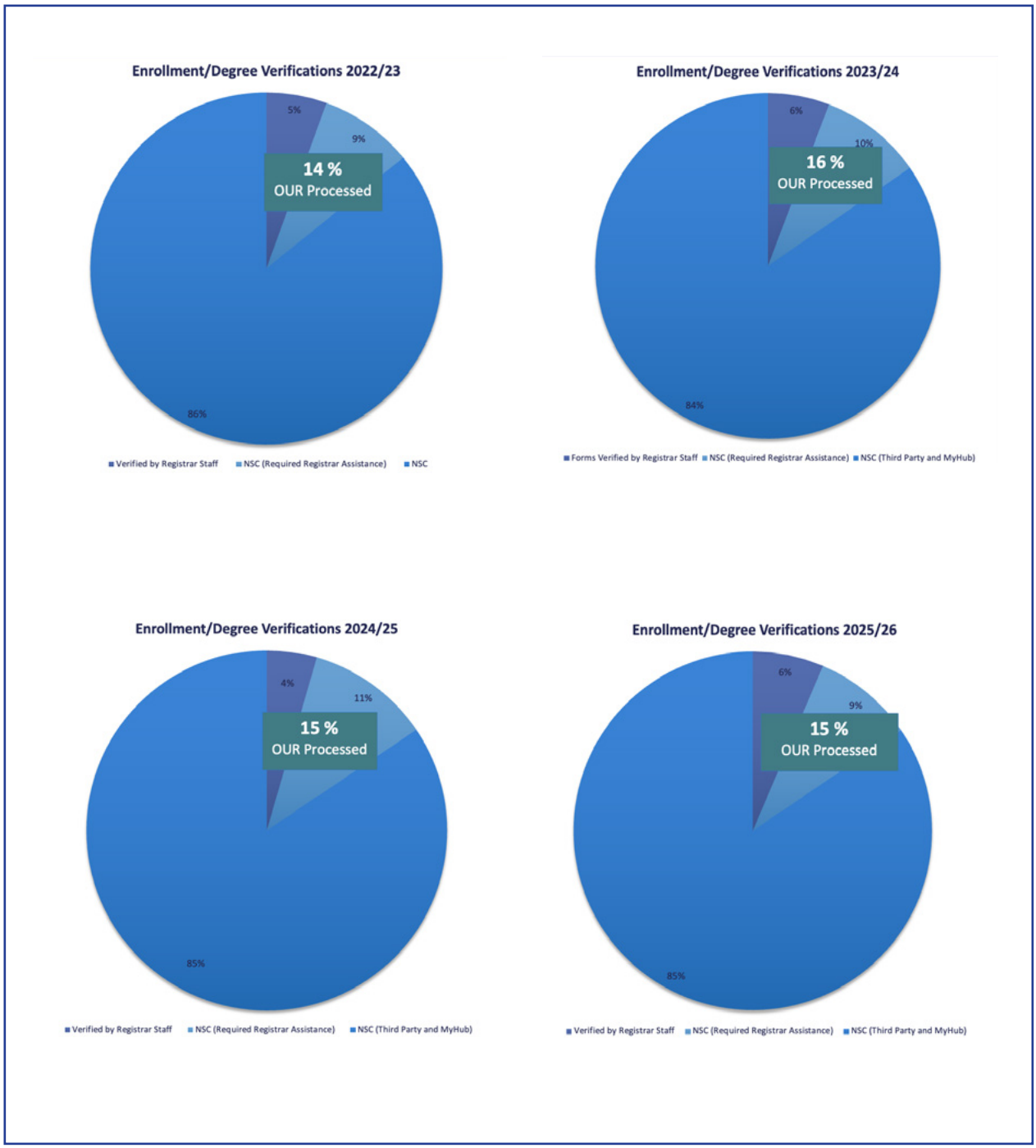



EMORY